


Plastic Type Tubular Ventilating Fan 塑料型管道式换气扇



BPT10-13S20
BPT10-24S25
BPT10-24S30



BPT10-13S20-E

The unit is compact.

The fan generates big air volume at higher efficiency.

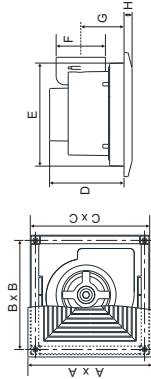
The patented motor provides longer lifecycle with low power consumption.

超薄机身设计

大风量设计，效率更高

专利电机，低能耗，寿命更长

External Dimension 外形尺寸图



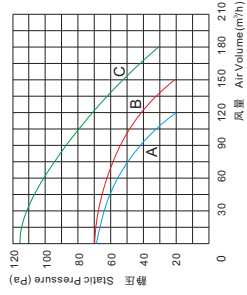
型号 Model No.	A	B	C	D	E	F	G	H
BPT10-13S20	247	217	238	151	206	98	89	16
BPT10-13S20-E	270	241	262	151	229	98	93	20
BPT10-24S25	326	283	316	156	276	98	93	20

Units: unit:mm

Electrical Ratings 技术参数

型号 Model No.	额定电压/频率/相数 Rated Voltage/Frequency/Phase	风轮直径 Impeller Diameter (mm)	功率 Power (W)	电流 Current (A)	转速 Rotating Speed (R.P.M.)	风量 Air Volume (m ³ /h)	静压 Static Pressure (Pa)	噪音 Noise (dB)	电机绝缘等级 Insulation Class	净重 Net Weight (kg)
BPT10-13S20	220V~50Hz/1Ph	120	23	0.10	1080	120	65	42	E	1.1
BPT10-13S20-E		120	23	0.10	1080	120	65	42		1.1
BPT10-24S25		120	24	0.11	1220	150	70	45		1.4
BPT10-24S30		150	26	0.12	1100	180	115	46		1.6

Performance Curve 性能曲线图



A: BPT10-13S20, BPT10-13S20-E
B: BPT10-24S25
C: BPT10-24S30

Plastic Type Ceiling Ventilating Fan 塑料型天花板式换气扇



APT20-3-2
APT25-4-1
BPT30-5-1



APT20-3-1

The patented motor provides longer lifecycle with low power consumption.

The 5-blades fan generates higher air volume at lower noise level.

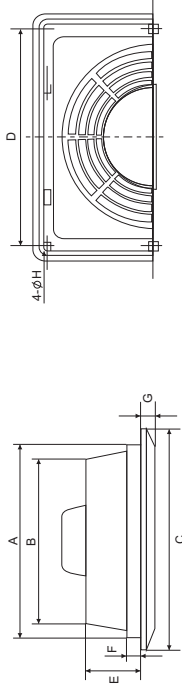
The high-accuracy balancing machine ensures good performance at minimum vibration.

专利电机，低能耗，寿命更长

最佳五片风叶设计，令风量更大，噪音更小

高精度的平衡检测设备，使产品的振动控制更为卓越

External Dimension 外形尺寸图



Dimension Table 尺寸表

型号 Model No.	A	B	C	D	E	F	G	H
APT20-3-1	252	220	300	285	90	18	20	5
APT20-3-2	310	270	365	336	95	20	30	5
APT30-5-1	385	320	435	406	98	22.5	30	5

Units: unit:mm

Electrical Ratings 技术参数

型号 Model No.	额定电压/频率/相数 Rated Voltage/Frequency/Phase	风轮直径 Impeller Diameter (mm)	功率 Power (W)	电流 Current (A)	转速 Rotating Speed (R.P.M.)	风量 Air Volume (m ³ /h)	噪音 Noise (dB)	电机绝缘等级 Insulation Class	净重 Net Weight (kg)
APT20-3-1	220V~50Hz/1Ph	200	30	0.14	1150	270	36	E	2.0
APT20-3-2		200	30	0.14	1150	270	36		2.0
APT25-4-1		250	26	0.12	1220	420	43		2.4
APT30-5-1		300	32	0.14	1130	860	43		2.9